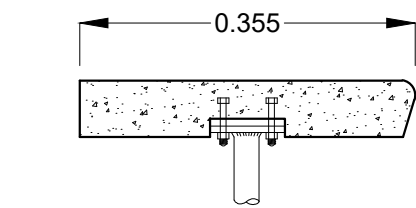


Elevação das escadas

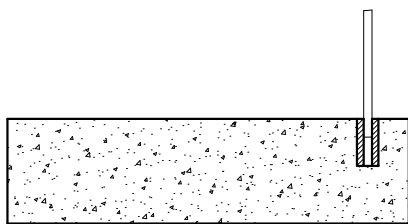
Escala 1:30

Planta principal

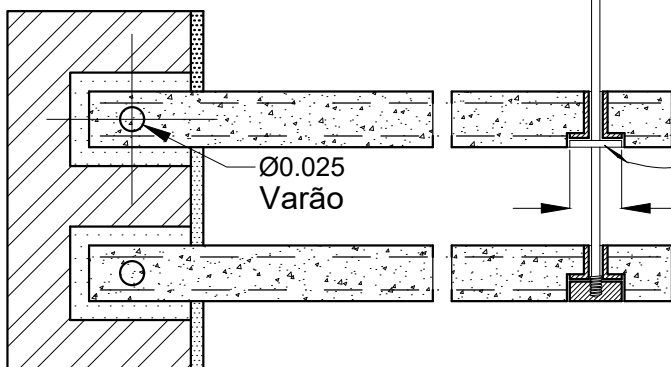
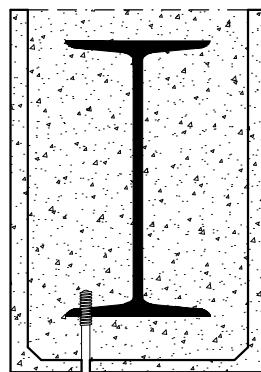
Escala 1:100



Detalhe X




Detalhe Y



Corte A

Escala 1:8

Corrimão de mogno



Detalhe do corrimão

Escala 1:2

Balustrada de aço

