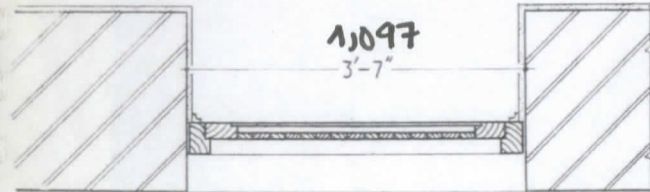


ELEVATION. scale 1/2" = 1'-0"

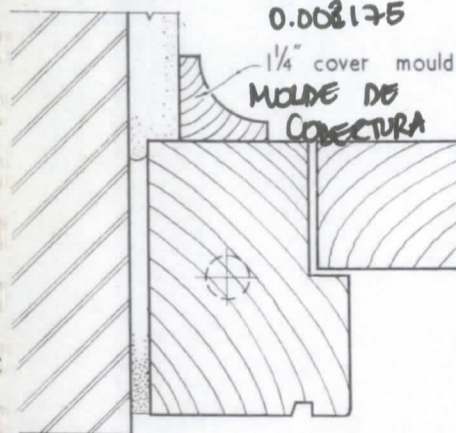
ALÇADO

EX 1125

6'-9" door  
2.057



PLAN. scale 1/2" = 1'-0"  
PUNTA EX 1125



SECTION A.A. scale 3/8 full size  
CORTE ESC 1/2

PAINEL INTERNO DE LONA COM FOLHEADO DE MOGNO  
0.00635

1/4" ply internal panel with mahogany veneer

ex. 2 1/2" x 3/4" mahogany battens

0.0635 x 0.01905  
RIPAS DE MOGNO

05098 TRAVA DE MOGNO E

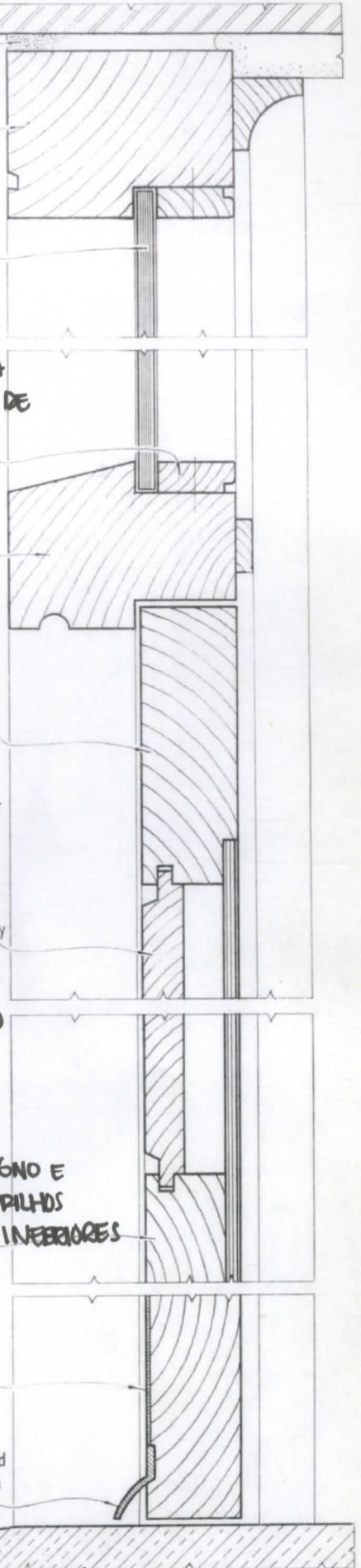
ex. 12" mahogany lock and bottom rails

TRILHOS INTERIORES

b.m.a. kickplate

b.m.a. weather mould recessed flush with face of door

MOULDE CLIMATICO ENCAIXADO COM FACE DE PORTA



mastic pointing  
PINTURA MASTIQUE  
ex. 4x3" mahogany frame  
0.1016 x 0.076  
QUADRO MOGNO

1/4" polished plate glass with etched cipher bedded in wash leather

PLACA DE VIDRO POLIDO COM CIFRA GRAVADA COM BAYE EM COURO DE LAVAGEM

1/2" mahogany bead  
0.0381 TALÃO DE MOGNO

ex. 4x3" mahogany transom

0.1016 x 0.076  
TRAVESSIA DE MOGNO

ex. 4x1 7/8" mahogany top rail and stiles

0.1016 x 0.0476 2  
TRILHO SUPERIOR DE MOGNO 6"x11EJ"

ex. 2 1/2" x 3/4" mahogany battens

0.06350 x 0.044  
RIPAS DE MOGNO

CORTE SECTION B.B. scale 3/8 full size

ESC 1/2