

### Import files into 3ds Max

- Import**  
Import non-native file formats into 3ds Max.
- Merge**  
Insert objects from external 3ds Max files into the current scene.
- Replace**  
Replace objects in the current 3ds Max scene with objects from an external file.
- Link Revit**  
Insert a link to a RVT or FBX file into the current scene.
- Link FBX**  
Insert a link to a FBX file into the current scene.
- Link AutoCAD**  
Insert a link to a DWG or DXF file into the current scene.

Options Exit 3ds Max

The interface shows a top-down wireframe view of a grid and a perspective view of a 3D scene containing a cube. The top view is labeled '[+] [Front] [Standard] [Wireframe]' and the perspective view is labeled '[+] [Perspective] [Standard] [Default Shading]'. The right-hand side features a 'Standard Primitives' panel with buttons for various object types like Box, Sphere, Cylinder, etc. The bottom status bar shows 'None Selected' and 'Welcome to MA: Click or click-and-drag to select objects'. The bottom-right corner contains playback controls and a 'Filters...' dropdown.

### Select File to Import

History: C:\Users\Mariana\Documents\3dsMax\import

Look in: aula(8)18\_04\_18

Name	Date modified
print	18/04/2018 12:06
aula8	18/04/2018 11:53
<input checked="" type="checkbox"/> aula8_teste_pavilhao	18/04/2018 11:52

File name: aula8\_teste\_pavilhao Open

Files of type: All Formats Cancel

### 017 Untitled

Type a keyword or phrase

Civil View Customize Scripting Content Help

Create Selection Set

[+] [Front] [Standard] [Wireframe]

[+] [Left] [Standard] [Wireframe]

[+] [Perspective] [Standard] [Default Shading]

Standard Primitives

- Object Type
  - AutoGrid
  - Box
  - Cone
  - Sphere
  - GeoSphere
  - Cylinder
  - Tube
  - Torus
  - Pyramid
  - Teapot
  - Plane
  - TextPlus
- Name and Color

Workspace: Default

None Selected

Welcome to MA: Click or click-and-drag to select objects

Grid = 10,0

Add Time Tag

Auto Selected

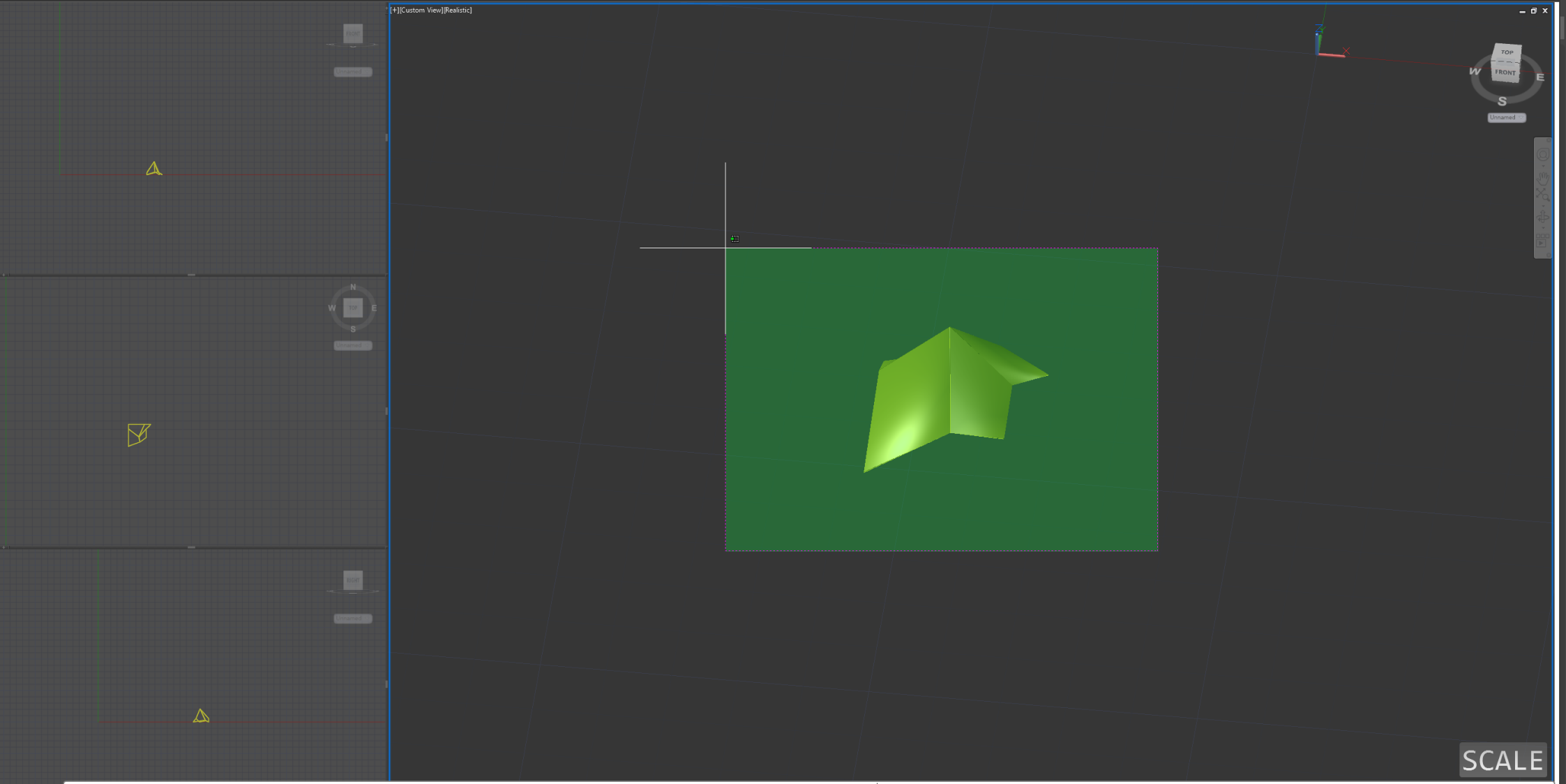
Set K. Filters...

0

Home Insert Annotate Parametric View Manage Output Add-ins A360 Express Tools Featured Apps Performance

Line Polyline Circle Arc Text Dimension Insert Layer Properties Layers Properties Groups Utilities Clipboard View Select Mode Touch

Start aula8\_teste\_pavilhao\* x



SCALE Select objects: Specify opposite corner:

Home Insert Annotate Parametric View Manage Output Add-ins A360 Express Tools Featured Apps Performance

Line Polyline Circle Arc

Draw

Text Dimension

Annotation

Insert

Block

Layer Properties

Layers

Properties

Groups

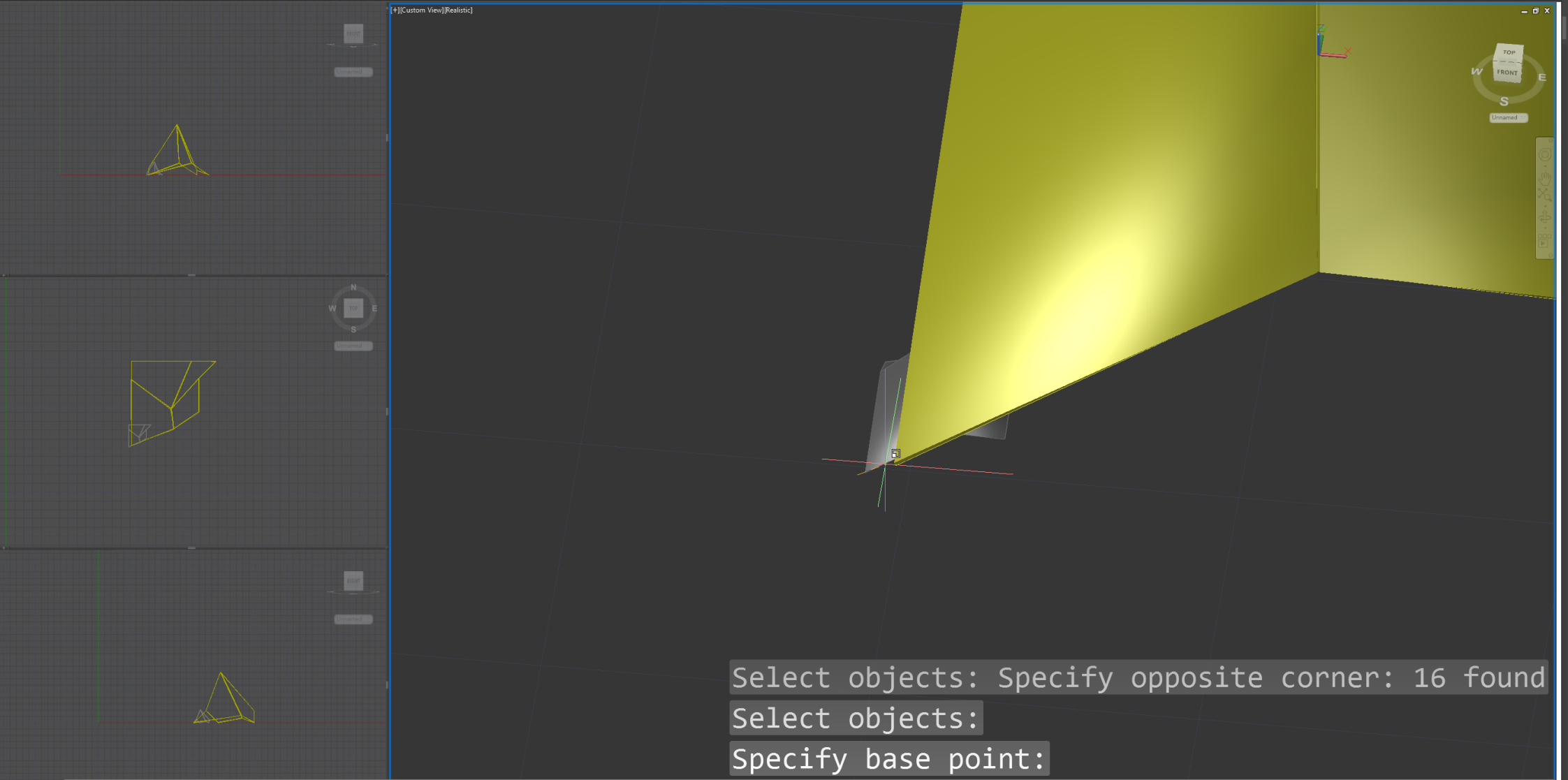
Utilities

Clipboard

View

Select Mode Touch

Start aula8\_teste\_pavilhao\*



Select objects: Specify opposite corner: 16 found  
Select objects:  
Specify base point:

SCALE Specify scale factor or [Copy Reference]: 100

Home Insert Annotate Parametric View Manage Output Add-ins A360 Express Tools Featured Apps Performance

Line Polyline Circle Arc

Text Dimension

Insert

Layer Properties

Layers

Properties

Groups

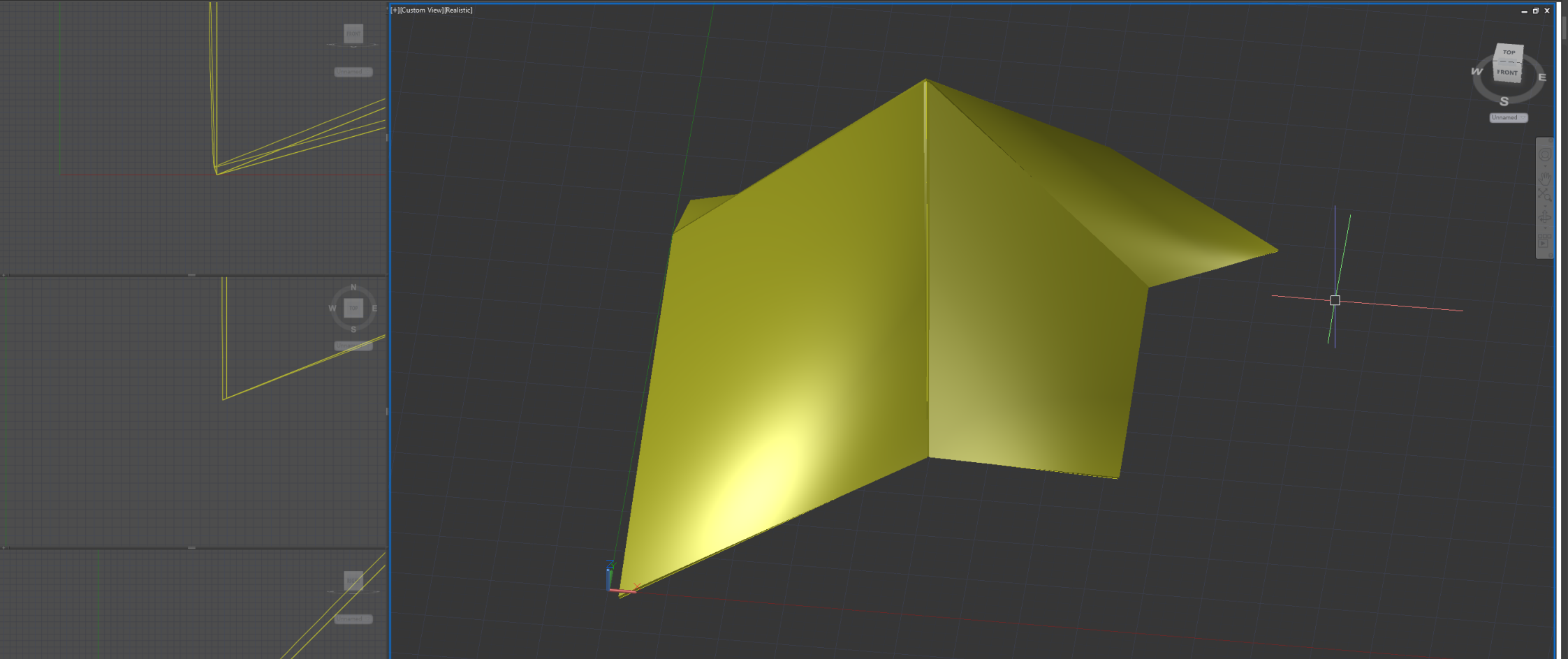
Utilities

Clipboard

View

Select Mode

Start aula8\_teste\_pavilhao\*



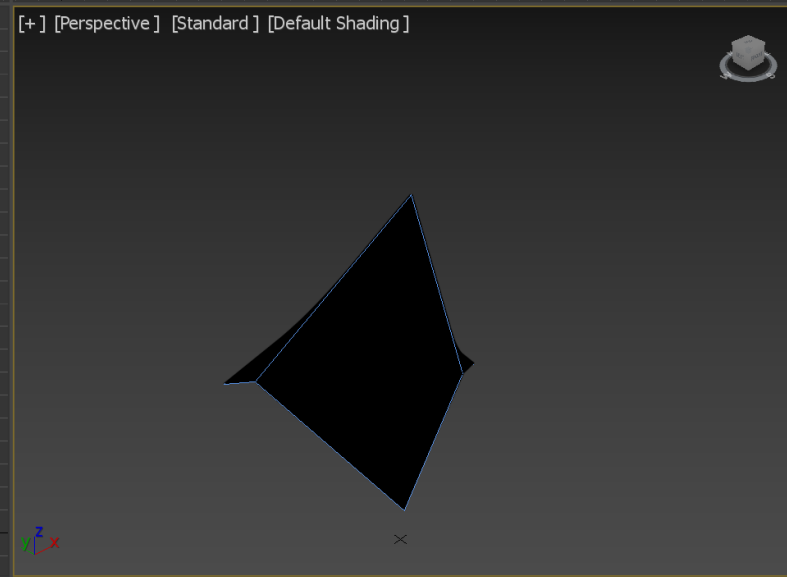
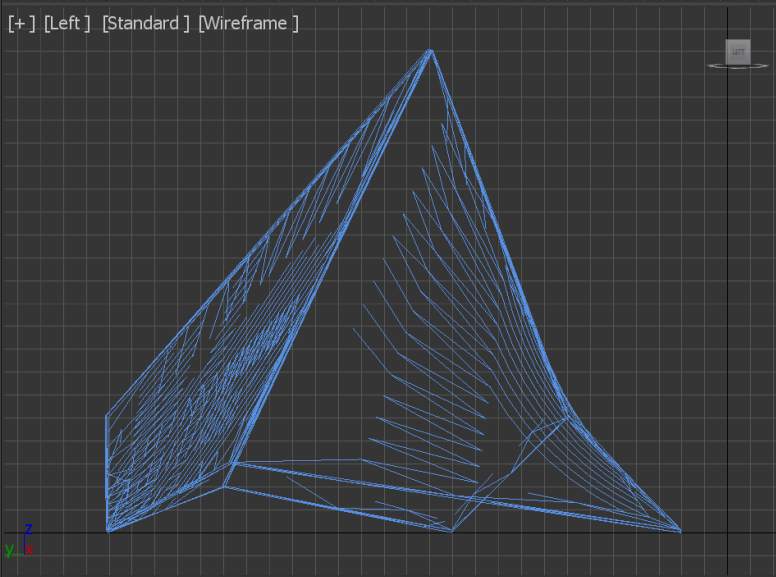
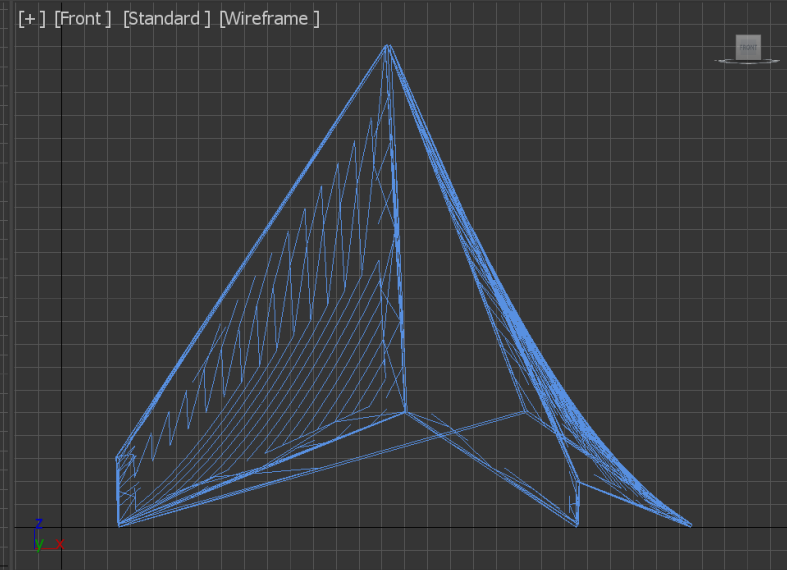
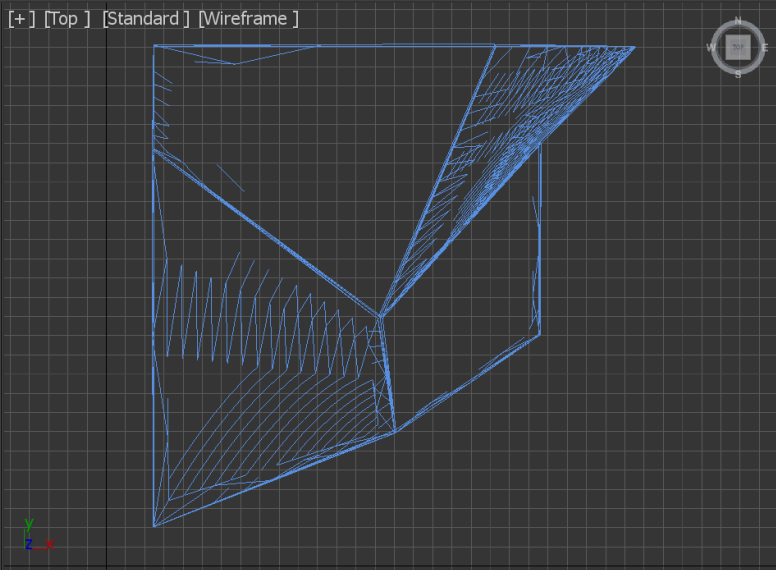
Specify corner of window, enter a scale factor (nX or nXP), or [All/Center/Dynamic/Extents/Previous/Scale/Window/Object] <real time>: e  
Command:

Select Display Edit

Name (Sorted Ascending) • Fro..

- Layer:0
- Layer:0

Workspace: Default



Standard Primitives

Object Type

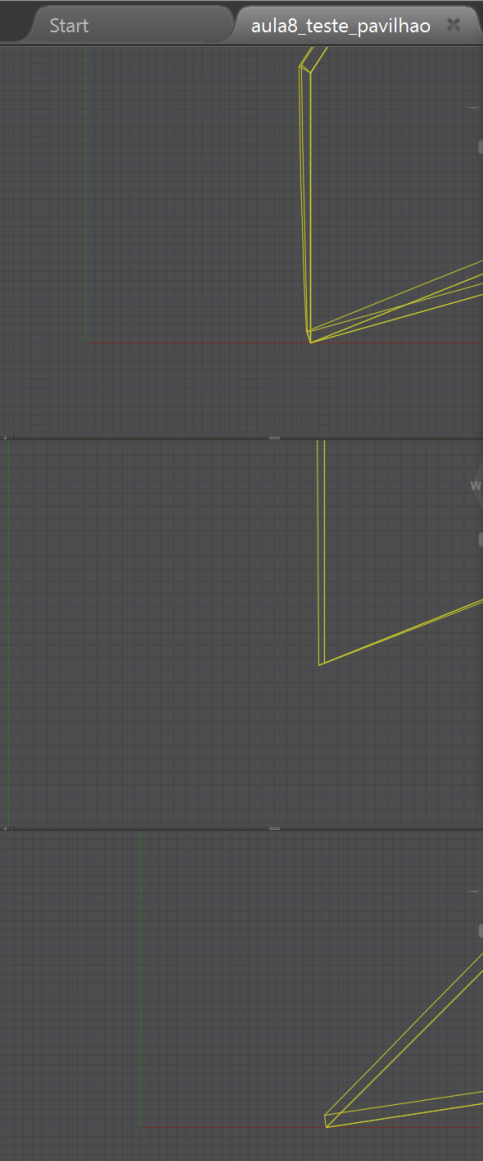
- Box
- Cone
- Sphere
- GeoSphere
- Cylinder
- Tube
- Torus
- Pyramid
- Teapot
- Plane
- TextPlus

Name and Color

Color: [Pink]

Home Insert Annotate Parametric View Manage Output Add-ins A360 Express Tools Featured Apps Performance

Line Polyline Circle Arc Text Dimension Insert Layer Properties Layers Properties Groups Utilities Clipboard View Select Mode Touch



### Save Drawing As

Save in: aula(8)18 04 18

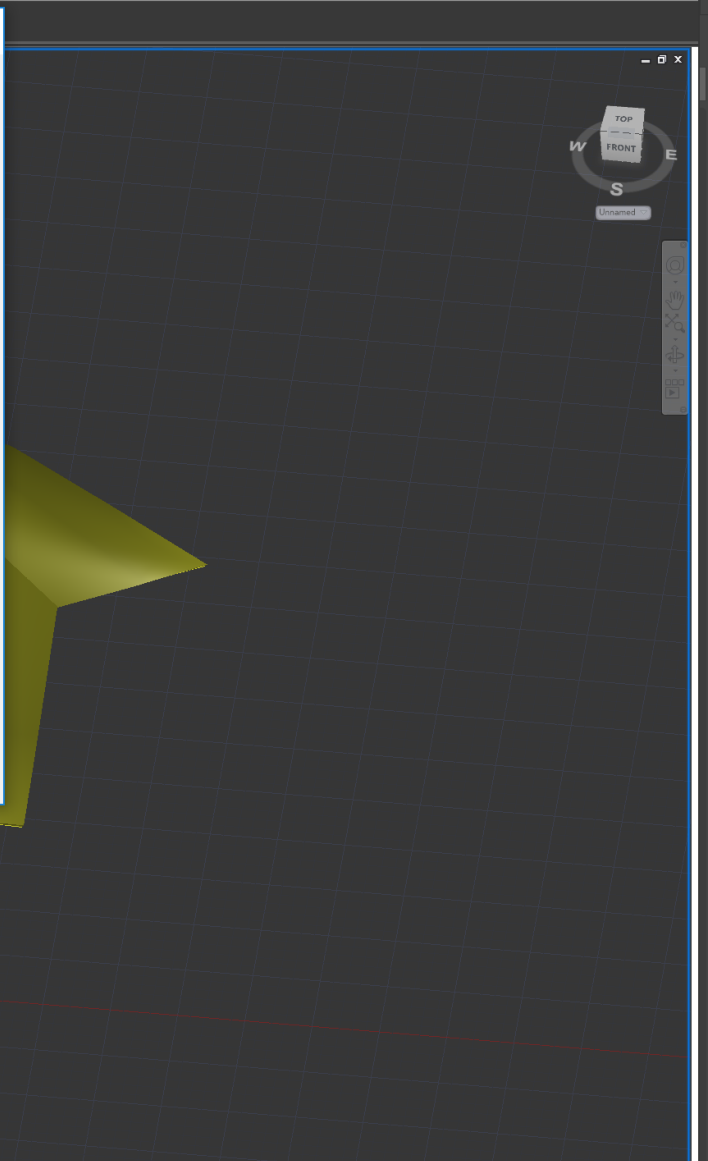
Nome  
print

Preview

Options  
 Update sheet and view thumbnails now  
 Copy Design Feed (log in to A360 to enable)

File: aula8\_teste\_pavilhao.dxf Save

Files of type: AutoCAD 2013 DXF (\*.dxf) Cancel



Home Insert Annotate Parametric View Manage Output Add-ins A360 Express Tools Featured Apps Performance

Line Polyline Circle Arc Text Dimension Insert Layer Properties Layers Properties Groups Utilities Clipboard View Select Mode Touch

Start aula8\_teste\_pavilhao.dxf

[+]Custom View|Realistic

**Export Data**

Save in: aula(8)18 04 18

Nome	Data de modificação	Tipo
print	18/04/2018 12:06	Pasta de fic

File: aula8\_teste\_pavilhao.igs Save

Files of type: IGES (\*.igs) Cancel

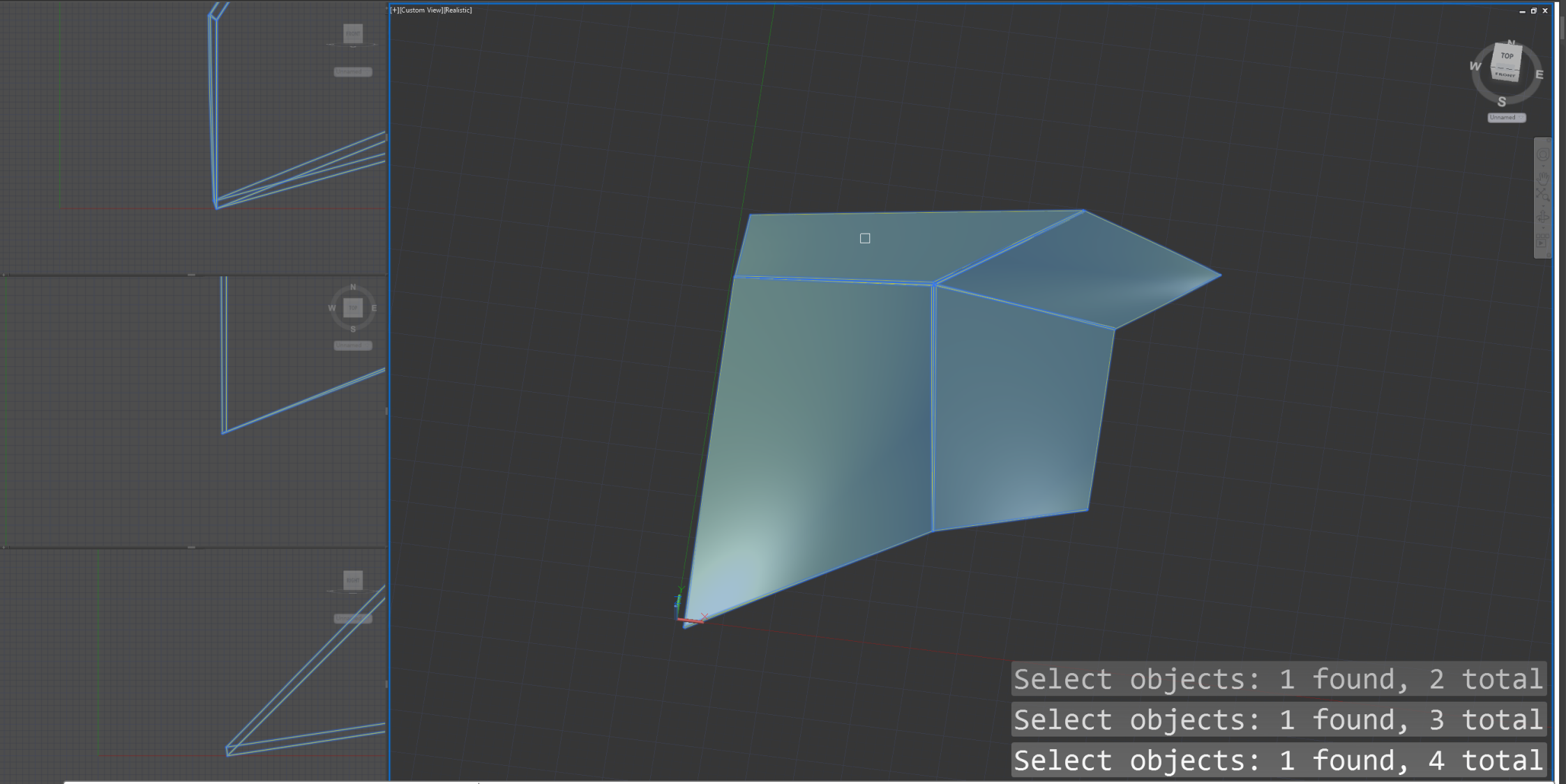
Type a command



Home Insert Annotate Parametric View Manage Output Add-ins A360 Express Tools Featured Apps Performance

Line Polyline Circle Arc Text Dimension Insert Layer Properties Layers Properties Groups Utilities Clipboard View Select Mode Touch

Start aula8\_teste\_pavilhao.dxf\*



Select objects: 1 found, 2 total  
Select objects: 1 found, 3 total  
Select objects: 1 found, 4 total